












2022 HOME MEDICAL EQUIPMENT DELIVERY COST



This survey of nearly 100 independent HME providers demonstrates the real cost of providing equipment, such as oxygen, hospital beds, mobility equipment, and more to patients' homes.

Southwest Region (AZ, NM, OK, TX)

2021 Reimbursement Rates - E1390 - Oxygen Concentrator - \$69.57
 100% Adjusted Fee Schedule* - K0001 - Standard Wheelchair - \$22.27
 National Average E0260 - Hospital Bed - \$60.52
 *Competitive bid areas E0601 - CPAP Machine - \$39.75

Business Size	 Small 1-10 employees	 Medium 11-50 employees	 Large 50+ employees
 Delays due to supply chain	100% Minor	57% Substantial 43% Critical	40% Substantial 60% Critical
 Employee wage increase	100% responded: 1-5%	14% responded: None 14% responded: 1-5% 57% responded: 6-20% 14% responded: >20%	20% responded: None 40% responded: 6-20% 40% responded: >20%
 Cost of goods increase	100% responded: 1-10%	14% responded: 1-10% 29% responded: 11-25% 57% responded: >25%	100% responded: 11-25%
 Cost of freight increase	100% responded: 1-10%	57% responded: 11-25% 43% responded: >25%	100% responded: 11-25%
Cost of delivery vehicles per mile/fuel cost, wear/tear of vehicle, insurance cost, etc.	\$1.00 58% increase from 2021 PHE Survey	\$1.31 200% increase from 2021 PHE Survey	\$1.27 200+% increase from 2021 PHE Survey
 PPE expenses	\$1,200.00	\$7,250.00	\$4,225.00
 Average hourly wage - delivery tech	\$36.88 21% increase from 2021 PHE Survey	\$26.11 5% increase from 2021 PHE Survey	\$29.56 27% increase from 2021 PHE Survey
 Average hourly wage - resp. therapist	\$46.80	\$49.17	\$47.98
 Average hourly wage - billers and office staff	\$25.08	\$28.66	\$32.16

The data does not include product acquisition cost.