



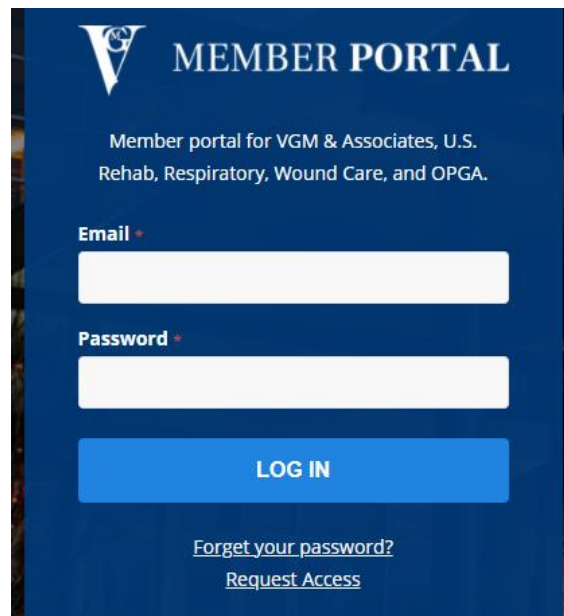
## OPGA.com Portal Guide

### Table of Contents

- How to Register for Portal Access
- How to Log into the Portal
- Leaving the Portal

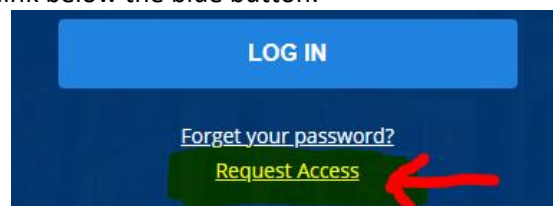
## How to Register for Portal Access:

- Go to <https://community.vgm.com/pages/Register> or [opga.com](http://opga.com) and click on "MEMBER LOGIN" in the top menu. Both places will take you here:



The screenshot shows a dark blue login page for the Member Portal. At the top left is a logo with a stylized 'V' and 'G'. To its right, the text "MEMBER PORTAL" is displayed in white. Below the logo and title, the text reads "Member portal for VGM & Associates, U.S. Rehab, Respiratory, Wound Care, and OPGA." There are two white input fields: the first is labeled "Email" and the second is labeled "Password". Below these fields is a blue button with the text "LOG IN" in white. Underneath the button are two links: "Forget your password?" and "Request Access", both in white text.

- You will need to register for access to be able to log in to the portal. To request access, click on the "Request Access" link below the blue button:



- After clicking on "Request Access", you will fill out this form:  
\*Note: The first item will ask for your "VGM Member Number." You should put your **OPGA membership number** here.



**VGM MEMBER PORTAL**

Request Access

VGM Member Number \*

Company \*

First Name \*

Last Name \*

Title \*

Address

City \*

State \*

- Select State -

Phone

Email \*

Password \*

Confirm Password \*

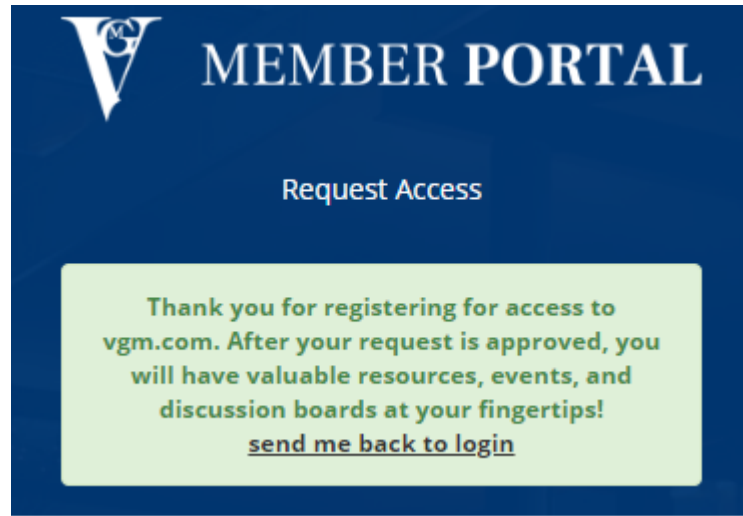
REQUEST ACCESS

- After filling in the information, click the blue box that says, “REQUEST ACCESS.”

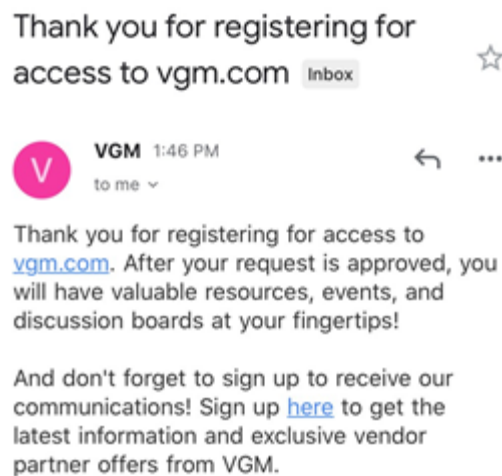


**\*Quick Tip:** You’re not charged for portal access. That means that anyone in your company can have their own portal account! When registering for access, **make sure that every employee who should have access to the portal has their own login information.**

- After you request access, you will see a green notification on your screen.



- You will also receive an email confirmation of your request **from VGM**, the parent company of OPGA:



- A VGM/OPGA representative will receive a notification and approve your request. When this is done, you will receive another email that says your request has been accepted:

Your VGM Portal request has  
been accepted Inbox ☆



**VGM** 1:48 PM  
to me ▾



Your request to the VGM portal has been approved.

Please login [here](#) to get started.

- You may now login to the portal! Click the link from this confirmation email to login. You will be taken here:

**MEMBER PORTAL**

Member portal for VGM & Associates, U.S.  
Rehab, Respiratory, Wound Care, and OPGA.

Email \*

Password \*

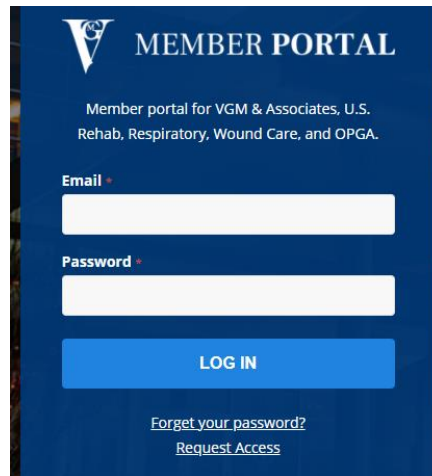
**LOG IN**

[Forget your password?](#)  
[Request Access](#)

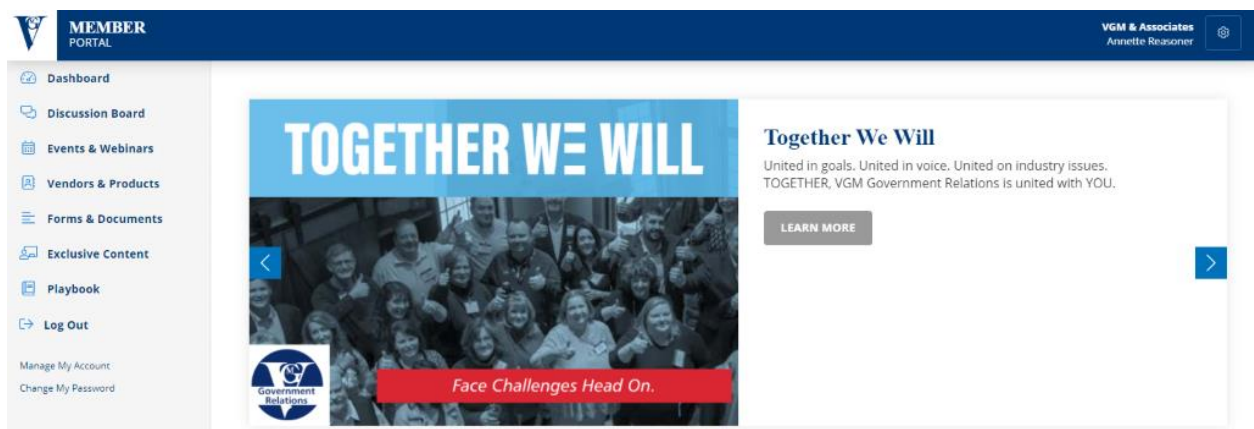
**\*Quick Tip:** If you forget your password, you can try re-entering your password **up to ten times before the site locks you out.** If you get locked out, please contact OPGA. You can also choose the “Forgot Your Password” option to reset your password.

## How to Log into the Portal:

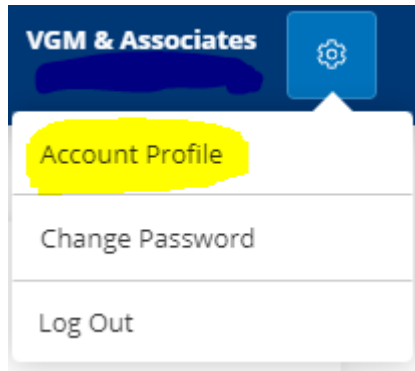
- Go to [vgm.com/portal](http://vgm.com/portal) or [opga.com](http://opga.com) and click on "LOG IN" in the top right-hand corner. Both places will take you here:



- When you see something similar to this, you're in! The top of the page will be labeled "MEMBER PORTAL."



- Before you start exploring, please visit the gear in the top right-hand corner and click "Account Profile" to make sure your profile is correct.



- Now, you can start experiencing all the portal has to offer!

## Leaving the Portal

- To leave the members-only portal and return to the public site, click "Log Out" on the left-hand side of your screen.

